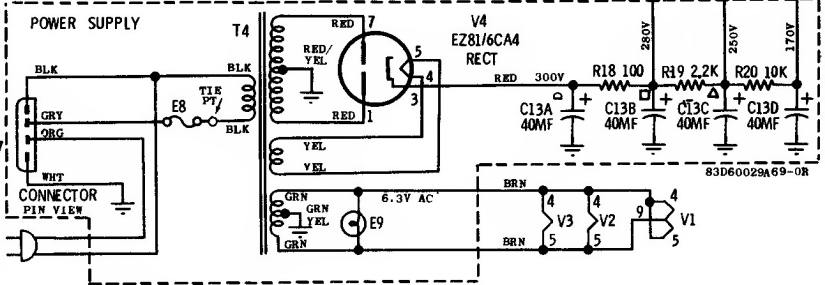
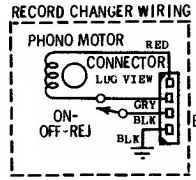
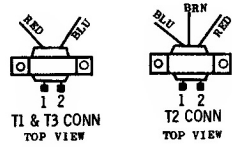
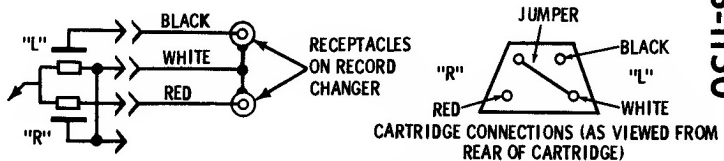


CAPACITORS - UNLESS OTHERWISE SPECIFIED, DECIMAL VALUES IN MF. ALL OTHERS IN MMF. VOLTAGES - MEASURED FROM POINT INDICATED TO CHASSIS WITH A VTVM+ 10% NO SIGNAL INPUT.



CHASSIS REMOVAL

1. Remove the record storage compartment bezel by pulling it straight up; then remove the record storage compartment by compressing its top edges together and pulling up.
2. Remove the screws from the cabinet back cover and remove the back cover.
3. Remove the 4 control knobs and the 2 cup nuts on the control shafts.
4. Disconnect all cables from the amplifier.
5. Remove the 2 power supply mounting screws and the 3 amplifier mounting screws from inside of the cabinet.
6. Remove chassis from cabinet.



MOTOROLA
MODEL SK135
CHASSIS HS-1150

STEREO CARTRIDGE CONNECTIONS